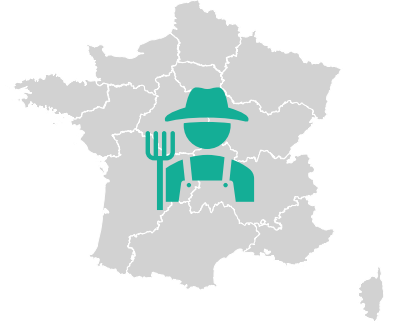
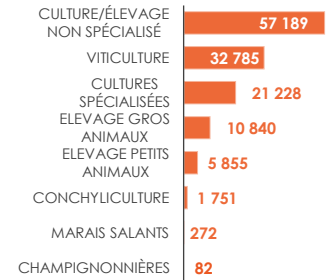
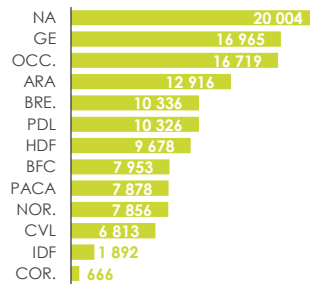
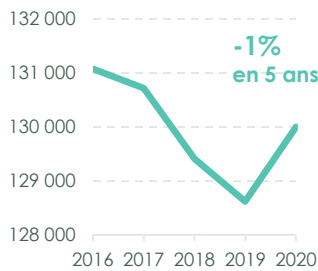


Champ de la production agricole - données MSA 2020



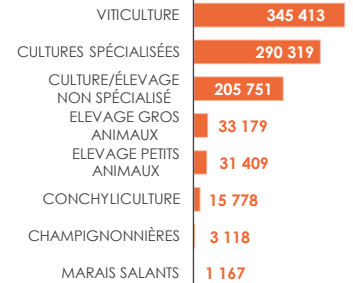
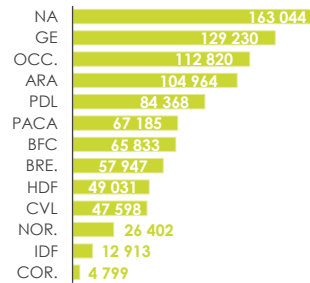
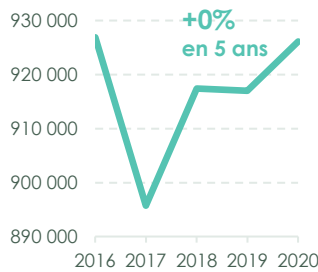
### NOMBRE D'ÉTABLISSEMENTS EMPLOYEURS

**130 002**  
Établissements employeurs



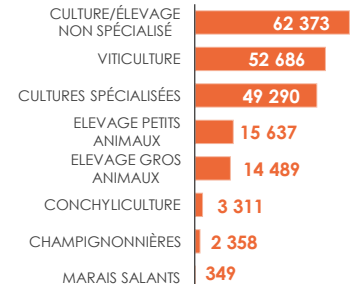
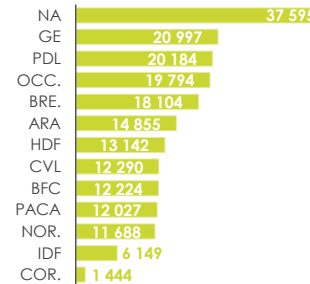
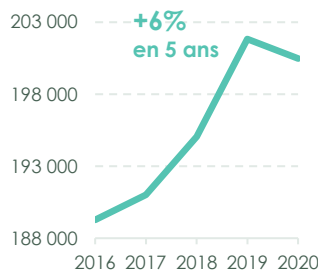
### NOMBRE DE SALARIÉS EMPLOYÉS DANS L'ANNÉE

**926 134**  
Salariés employés dans l'année



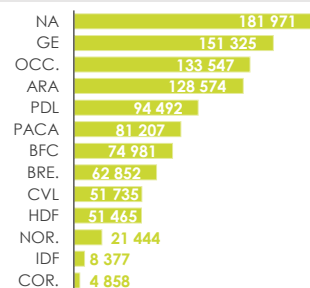
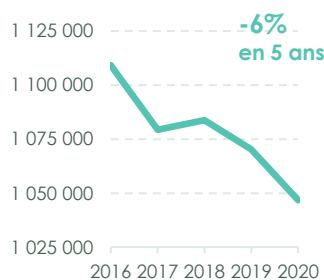
### NOMBRE DE CDI EN COURS DANS L'ANNÉE

**200 493**  
CDI en cours dans l'année



### NOMBRE DE CDD EN COURS DANS L'ANNÉE

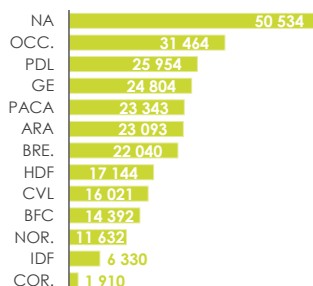
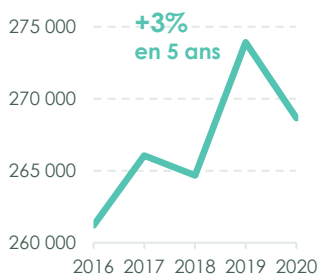
**1 070 356**  
CDD en cours dans l'année



## NOMBRE D'ETP SALARIÉS

**268 661**

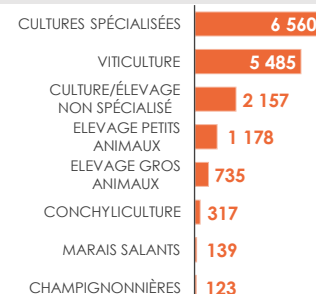
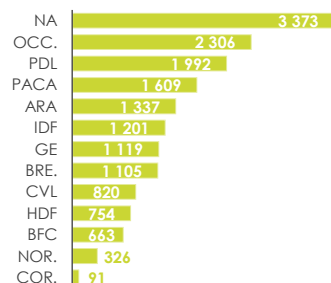
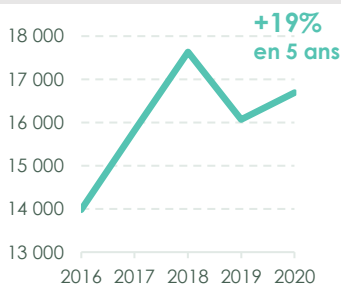
ETP salariés



## NOMBRE DE CADRES

**16 696**

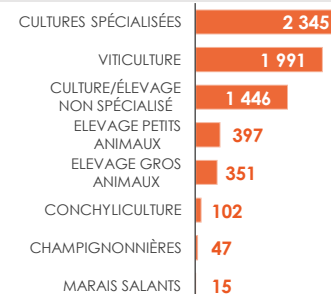
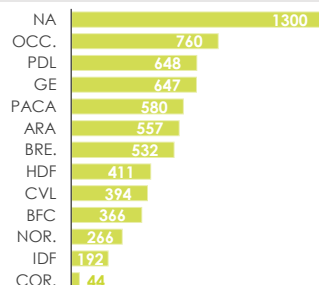
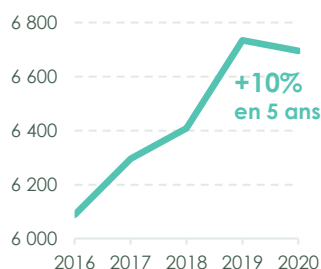
Cadres



## MASSE SALARIALE (EN MILLIONS D'EUROS)

**6 695**

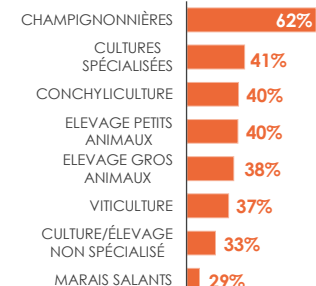
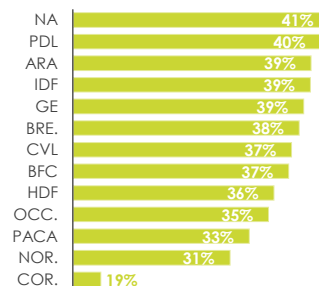
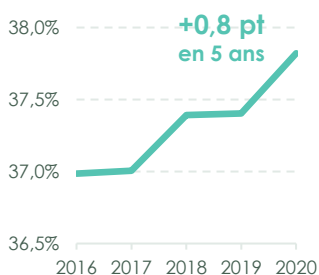
Millions d'euros de masse salariale



## PART DE FEMMES PARI MI LES SALARIÉS (EN %)

**38%**

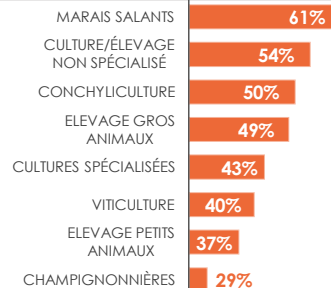
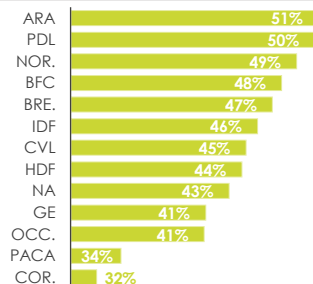
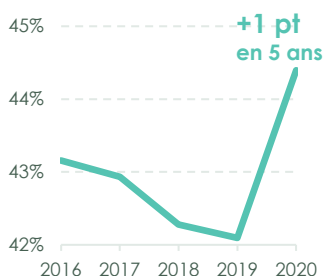
De femmes parmi les salariés



## PART DES SALARIÉS DE MOINS DE 30 ANS (%)

**44%**

Des salariés ont moins de 30 ans  
24% CDI – 50% CDD



fNSEA.fr



Observatoire emploi formation  
Département des Affaires sociales  
arthur.hibert@reseaufnsea.fr – 01 53 83 47 43

FNSEA  
11 rue de la Baume  
75008 PARIS