

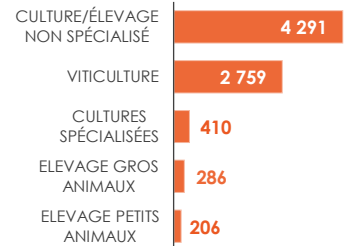
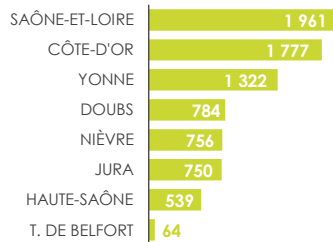
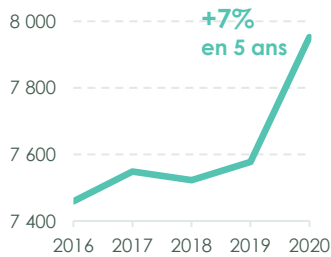
Champ de la production agricole - données MSA 2020



NOMBRE D'ÉTABLISSEMENTS EMPLOYEURS

7 953

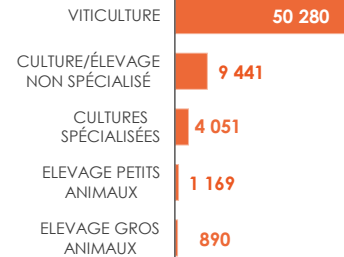
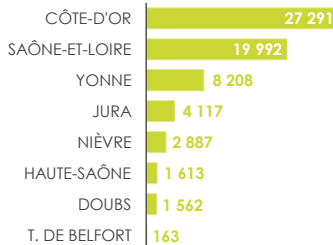
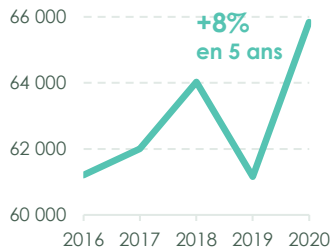
Établissements employeurs
8^{ème} région / 13



NOMBRE DE SALARIÉS EMPLOYÉS DANS L'ANNÉE

65 833

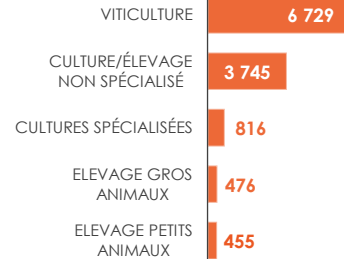
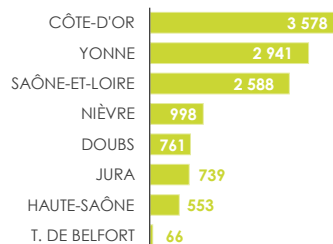
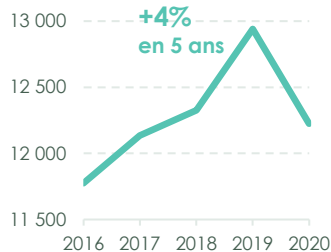
Salariés employés dans l'année
7^{ème} région / 13



NOMBRE DE CDI EN COURS DANS L'ANNÉE

12 224

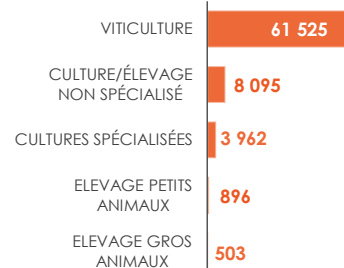
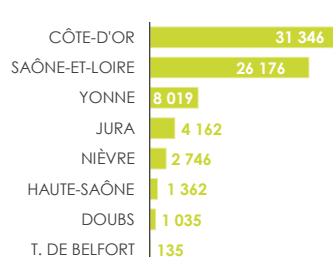
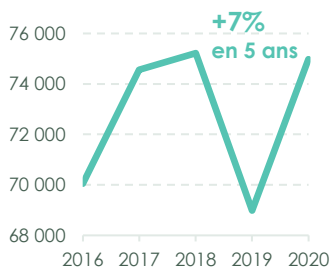
CDI en cours dans l'année
9^{ème} région / 13



NOMBRE DE CDD EN COURS DANS L'ANNÉE

74 981

CDD en cours dans l'année
7^{ème} région / 13

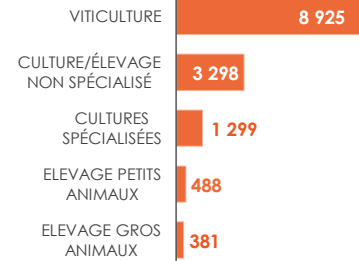
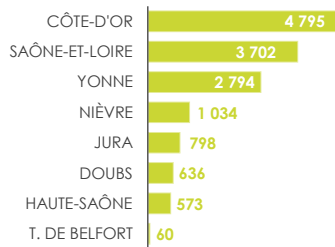
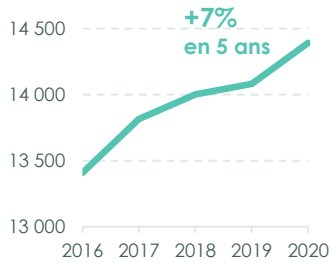


NOMBRE D'ETP SALARIÉS

14 392

ETP salariés

10^{ème} région / 13

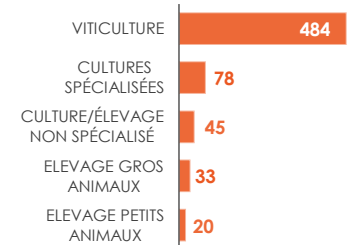
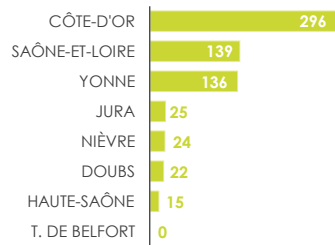
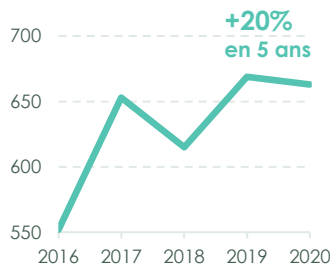


NOMBRE DE CADRES

663

Cadres

11^{ème} région / 13

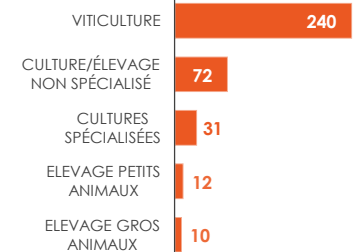
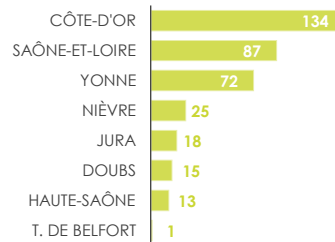
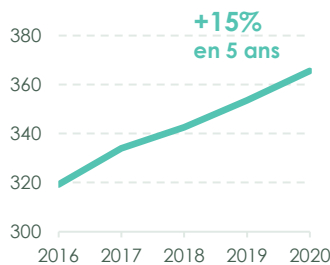


MASSE SALARIALE (EN MILLIONS D'EUROS)

366

Millions d'euros de masse salariale

10^{ème} région / 13

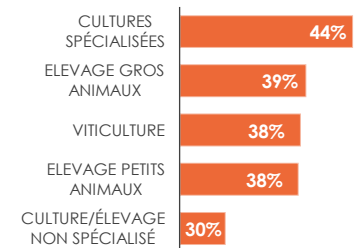
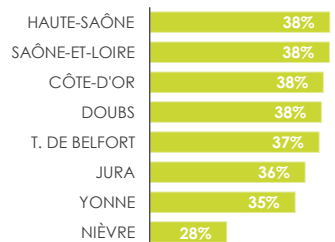
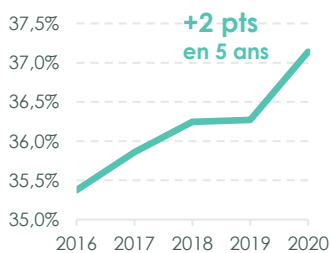


PART DE FEMMES PARI MI LES SALARIÉS (EN %)

37,2%

De femmes parmi les salariés

8^{ème} région / 13



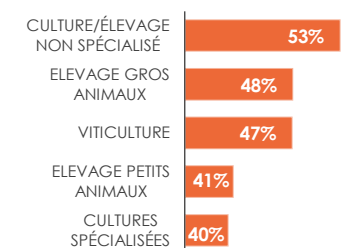
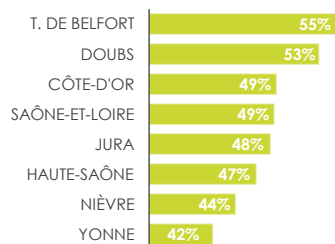
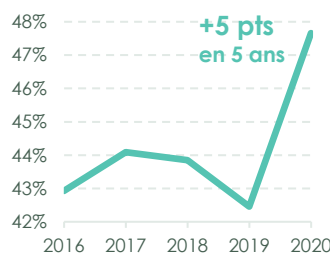
PART DES SALARIÉS DE MOINS DE 30 ANS (%)

48%

Des salariés ont moins de 30 ans

25% CDI – 52% CDD

4^{ème} région / 13



fNSEA.fr



Observatoire emploi formation
Département des Affaires sociales
arthur.hibert@reseaufnsea.fr – 01 53 83 47 43

FNSEA
11 rue de la Baume
75008 PARIS