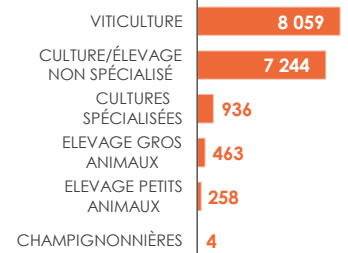
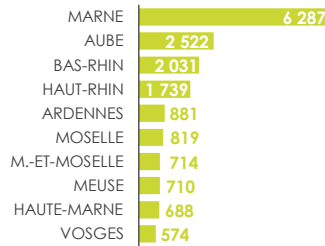
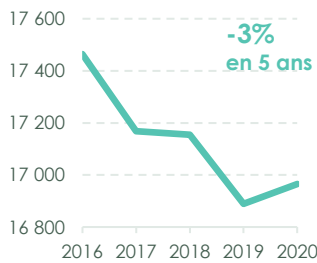


Champ de la production agricole - données MSA 2020



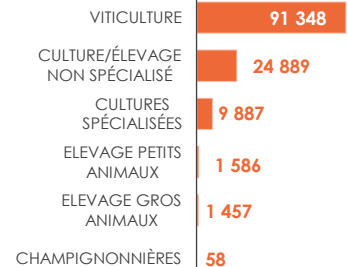
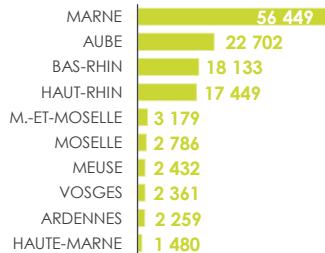
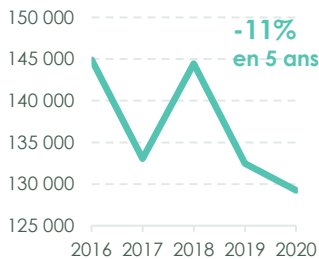
NOMBRE D'ÉTABLISSEMENTS EMPLOYEURS

16 965
Établissements employeurs
2^{ème} région / 13



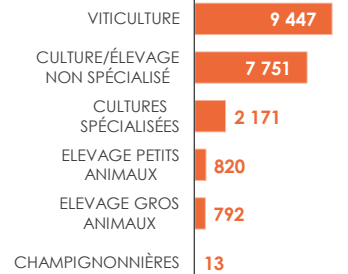
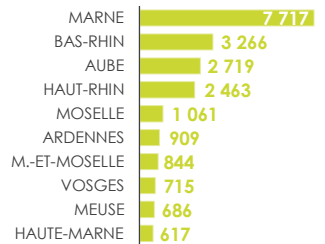
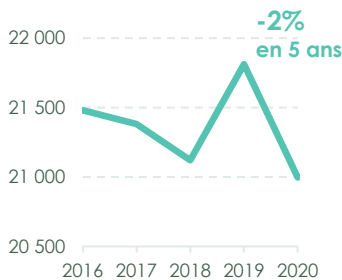
NOMBRE DE SALARIÉS EMPLOYÉS DANS L'ANNÉE

129 230
Salariés employés dans l'année
2^{ème} région / 13



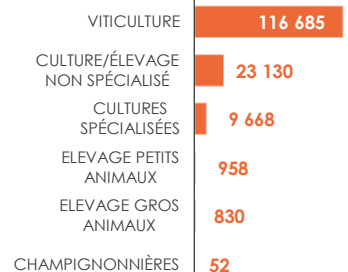
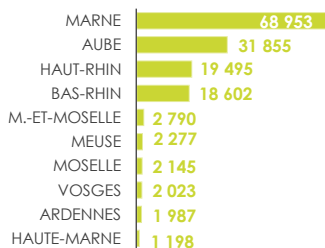
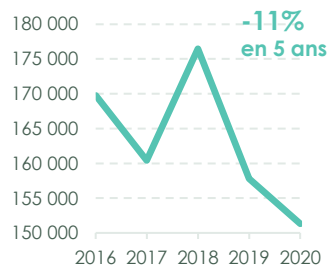
NOMBRE DE CDI EN COURS DANS L'ANNÉE

20 997
CDI en cours dans l'année
2^{ème} région / 13



NOMBRE DE CDD EN COURS DANS L'ANNÉE

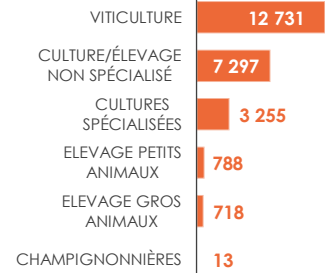
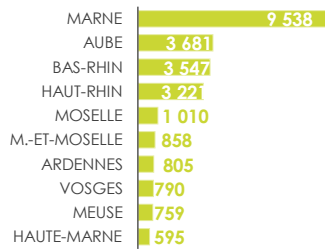
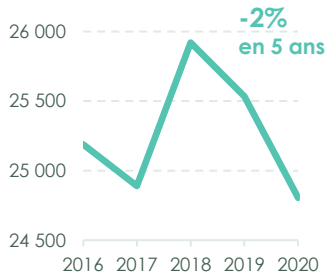
151 325
CDD en cours dans l'année
2^{ème} région / 13



NOMBRE D'ETP SALARIÉS

24 804

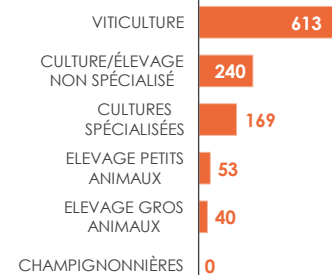
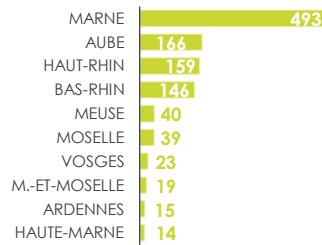
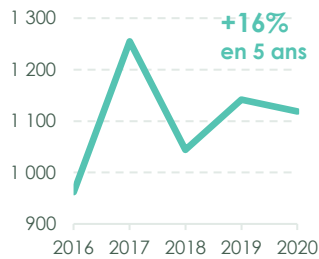
ETP salariés
4^{ème} région / 13



NOMBRE DE CADRES

1 119

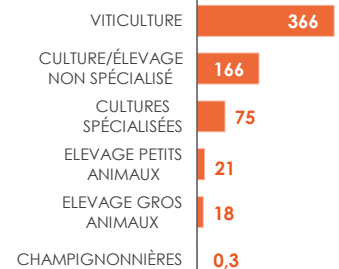
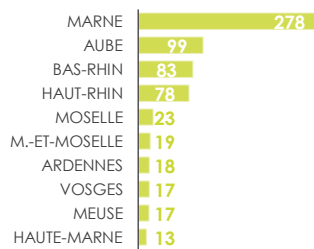
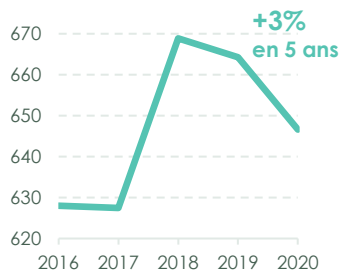
Cadres
7^{ème} région / 13



MASSE SALARIALE (EN MILLIONS D'EUROS)

647

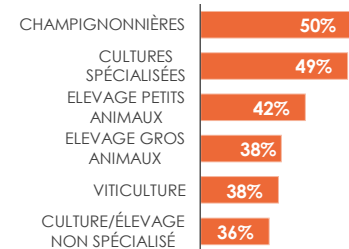
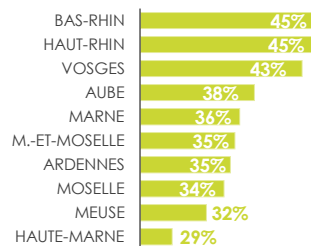
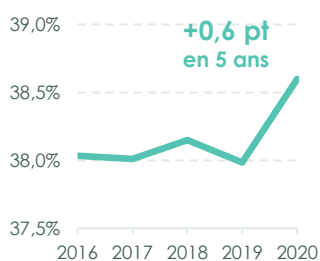
Millions d'euros de masse salariale
4^{ème} région / 13



PART DE FEMMES PARI MI LES SALARIÉS (EN %)

39%

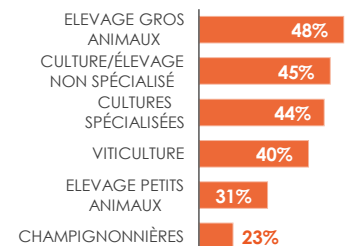
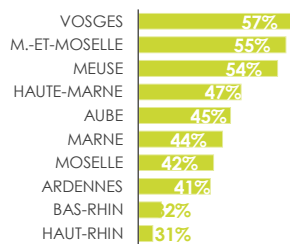
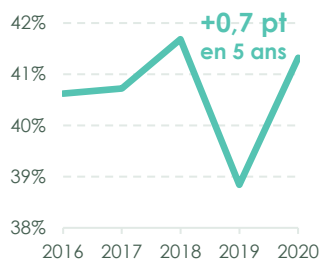
De femmes parmi les salariés
5^{ème} région / 13



PART DES SALARIÉS DE MOINS DE 30 ANS (%)

41%

Des salariés ont moins de 30 ans
22% CDI – 45% CDD
10^{ème} région / 13



fNSEA.fr



Observatoire emploi formation
Département des Affaires sociales
arthur.hibert@reseaufnsea.fr – 01 53 83 47 43

FNSEA
11 rue de la Baume
75008 PARIS