

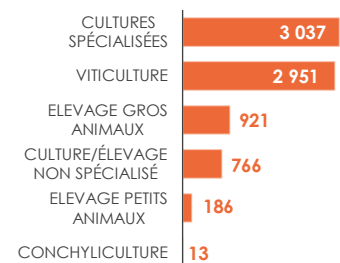
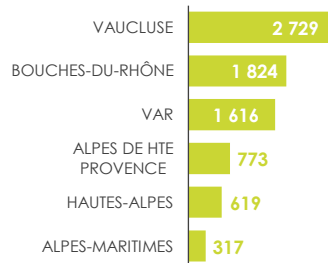
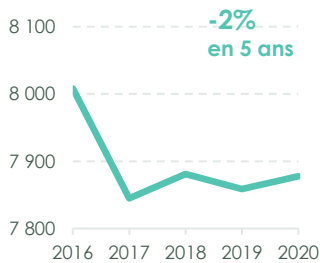
Champ de la production agricole - données MSA 2020



NOMBRE D'ÉTABLISSEMENTS EMPLOYEURS

7 878

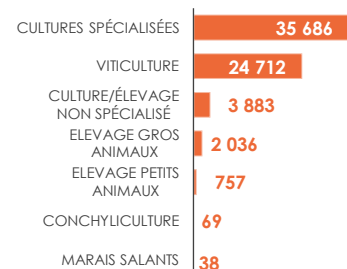
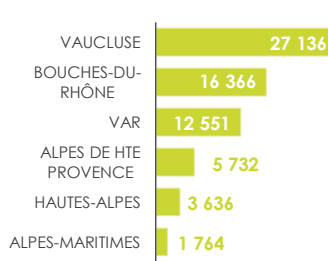
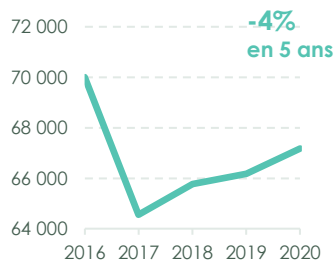
Établissements employeurs
9^{ème} région / 13



NOMBRE DE SALARIÉS EMPLOYÉS DANS L'ANNÉE

67 185

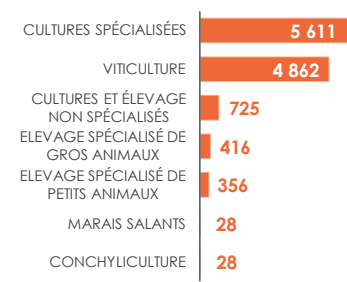
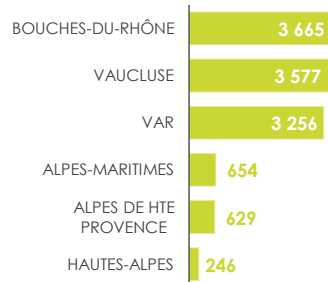
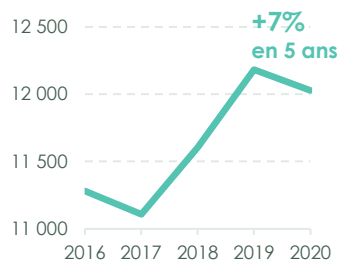
Salariés employés dans l'année
6^{ème} région / 13



NOMBRE DE CDI EN COURS DANS L'ANNÉE

12 027

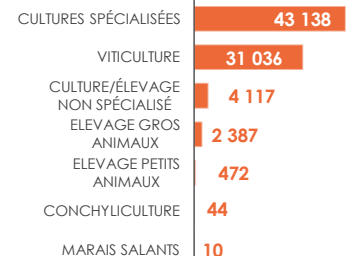
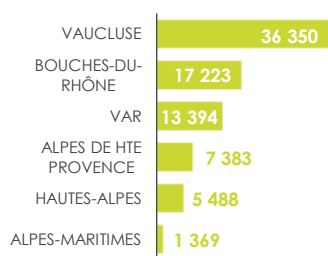
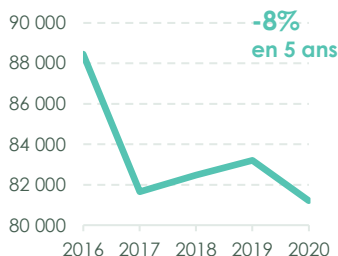
CDI en cours dans l'année
10^{ème} région / 13



NOMBRE DE CDD EN COURS DANS L'ANNÉE

81 207

CDD en cours dans l'année
6^{ème} région / 13

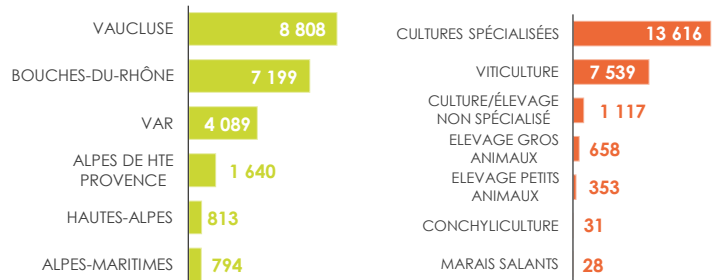
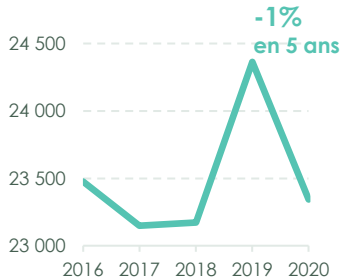


NOMBRE D'ETP SALARIÉS

23 343

ETP salariés

5^{ème} région / 13

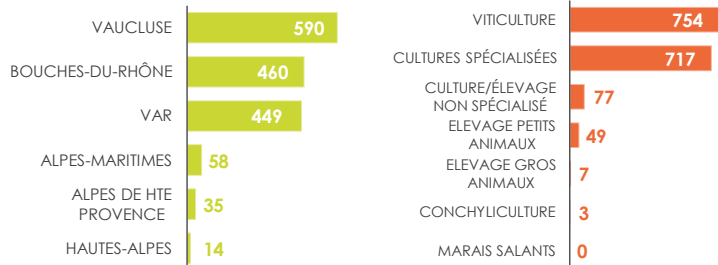
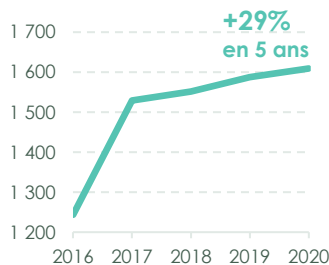


NOMBRE DE CADRES

1 609

Cadres

4^{ème} région / 13

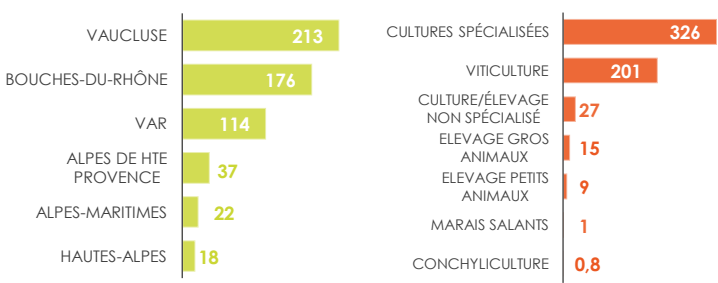
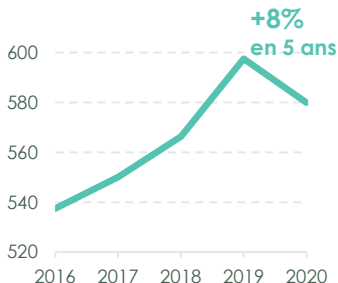


MASSE SALARIALE (EN MILLIONS D'EUROS)

580

Millions d'euros de masse salariale

5^{ème} région / 13

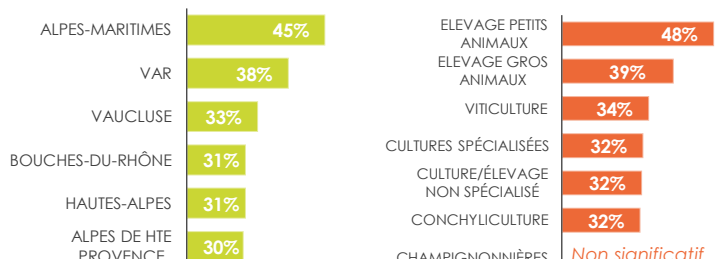
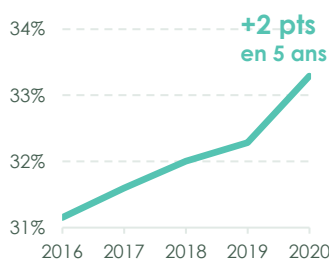


PART DE FEMMES PARI MI LES SALARIÉS (EN %)

33%

De femmes parmi les salariés

11^{ème} région / 13



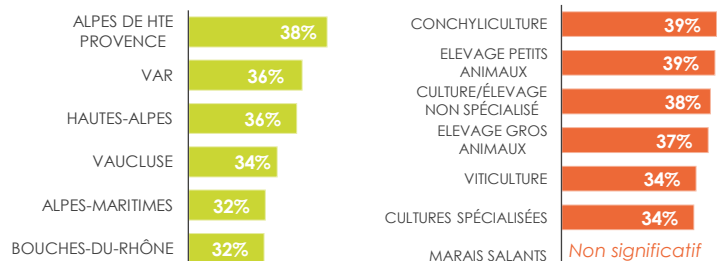
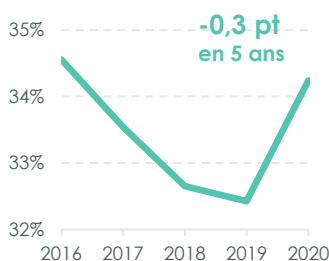
PART DES SALARIÉS DE MOINS DE 30 ANS (%)

34%

Des salariés ont moins de 30 ans

19% CDI – 37% CDD

12^{ème} région / 13



fNSEA.fr



Observatoire emploi formation
Département des Affaires sociales
arthur.hibert@reseaufnsea.fr – 01 53 83 47 43

FNSEA
11 rue de la Baume
75008 PARIS